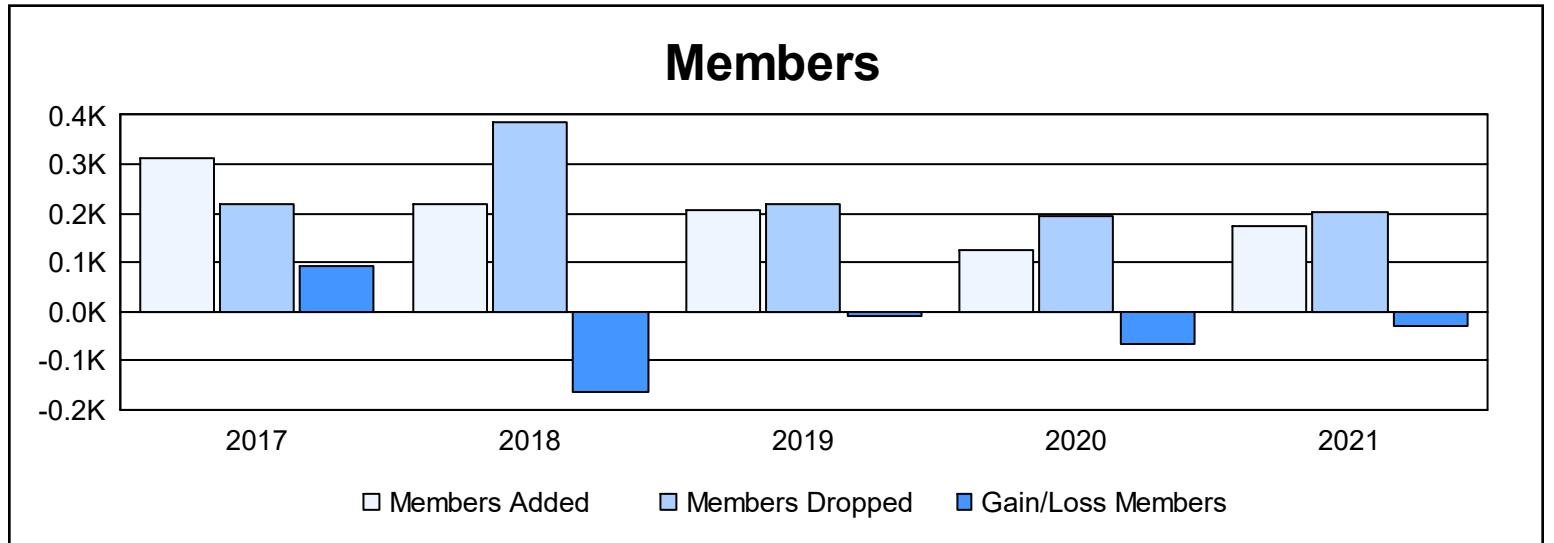
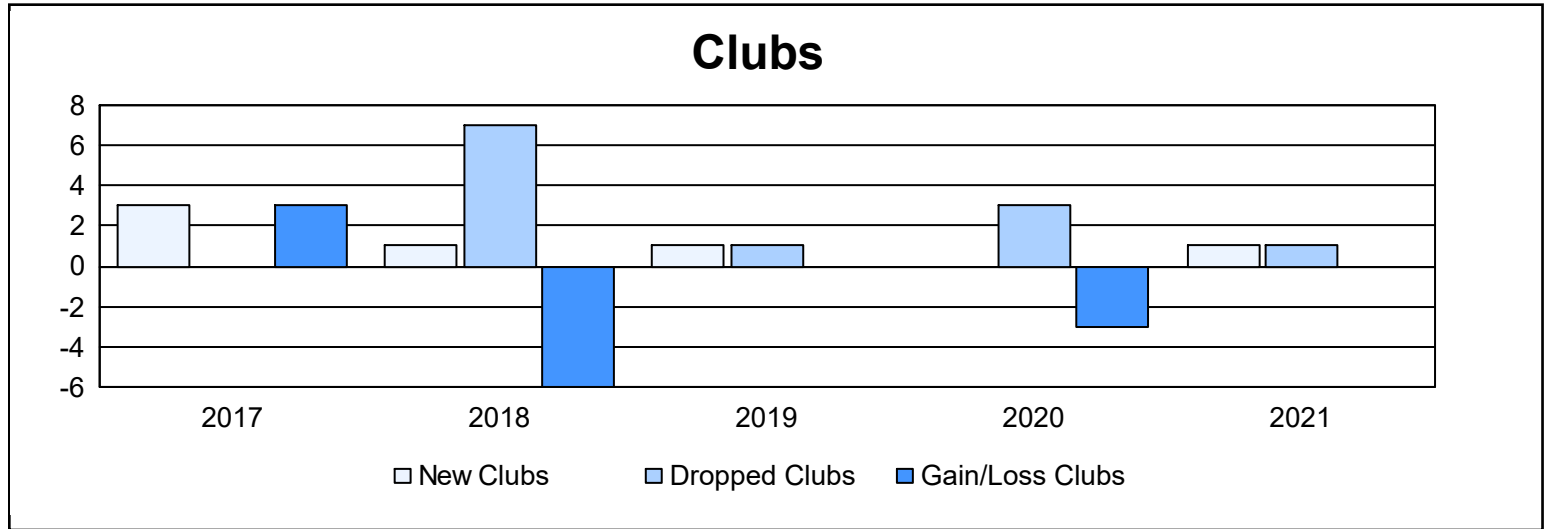
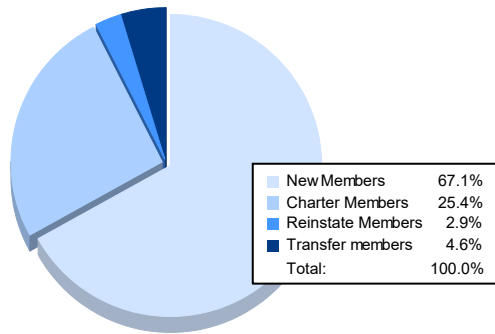


Year	New Clubs	Dropped Clubs	Gain/ Loss Clubs	New Members	Charter Members	Reinstate Members	Transfer Members	Total Member Added	Total Members Dropped	Gain/ Loss Members
2016-2017	3	0	3	193	99	14	7	313	219	94
2017-2018	1	7	-6	152	44	6	17	219	385	-166
2018-2019	1	1	0	163	23	9	13	208	219	-11
2019-2020	0	3	-3	111	0	4	12	127	195	-68
2020-2021	1	1	0	116	44	5	8	173	202	-29
<b>Average</b>	<b>1</b>	<b>2</b>	<b>-1</b>	<b>147</b>	<b>42</b>	<b>8</b>	<b>11</b>	<b>208</b>	<b>244</b>	<b>-36</b>



### Membership Composition June 2021 Cumulative



### Gender Composition June 2021 Cumulative

